

# a-IPC Certification Overview



Presented by:  
Jessica Dangles, MBA, MS, PMP, CAE





- CBIC Executive Director
- Master of Business Administration
- Master of Science in Human Resources
- Project Management Certified
- 10+ years experience in healthcare certification and licensure

**Jessica Dangles, MBA, MS, PMP, CAE**

# What is CBIC?

*Certification Board of Infection Control and Epidemiology, Inc.*

Voluntary, autonomous, multidisciplinary board

**Mission:** Provide pathways to demonstrate and maintain competence in infection prevention and control.

**Vision:** A world free of infections through demonstrated professional competency.

# CBIC Examinations

- Certification in Infection Control (CIC<sup>®</sup>) Examination



# CBIC Examinations

- Associate-Infection Prevention and Control (a-IPC™) Examination
- Long Term Care Certification in Infection Prevention (LTC-CIP)



# Certificate *versus* Certification

A *certificate* is awarded following the completion of a course or series of courses that provides education and training around an intended learning outcome.

A ***certification*** is awarded following successful completion of a **comprehensive** examination process and provides an independent assessment of the knowledge, skills, and/or competencies required for competent performance of an occupation or professional role.



What is the a-IPC?

# a-IPC Certification

- The a-IPC (Associate – Infection Prevention and Control) entry-level certification examination is a measure of basic infection prevention knowledge.
- It is intended for the novice infection prevention and control professional and for those interested in pursuing careers in infection prevention and control.





# We asked you! Why take the a-IPC?























- Wanting to work as an infection preventionist
- Personal growth and to make myself more credible
- Pursuing a career in infectious disease epidemiology
- To improve the quality of care in the assisted living communities I serve
- To become a professional in this unique field
- A stepping-stone into the CIC<sup>®</sup> eventually

## We asked! What does being an a-IPC mean to you?

- “This certification provides me with a foundation and understanding of clinical care and the management of infectious disease. The certification provides credibility to my advanced nursing knowledge and to the senior living industry as my work is in the senior living space.”
- “It demonstrates my commitment and knowledge of fundamentals of infection prevention, and it is a commitment to continue to strive for the excellence and to apply my knowledge in the field of IPC.”
- “Acquiring the a-IPC title has given me more confidence in my profession, especially as a travel infection preventionist nurse. Experience will always be the best teacher but I think getting the title gives me the edge and validation in my knowledge and expertise in infection prevention and control.”

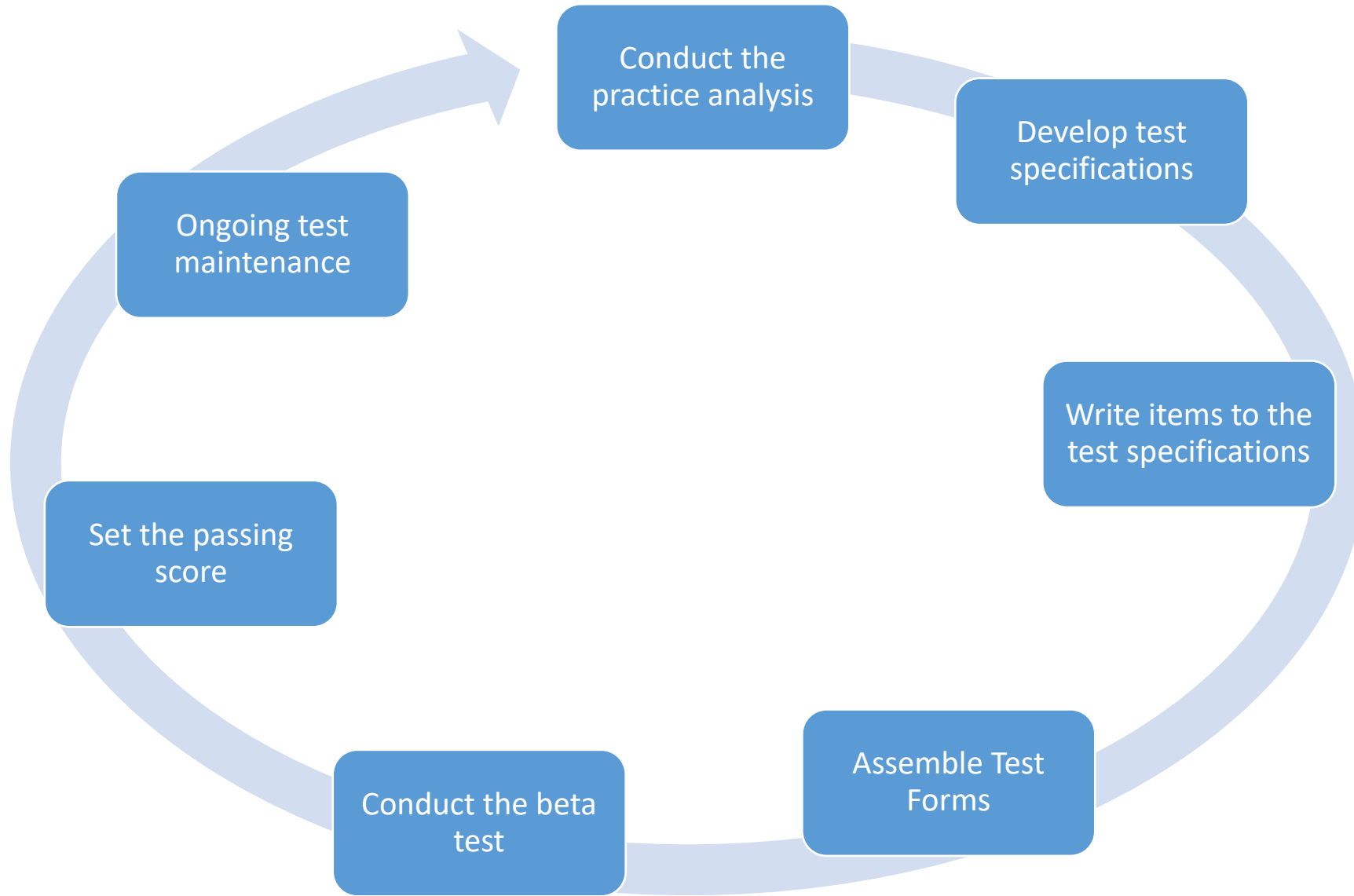
# Where in the world are a-IPCs?

- 11 countries represented
- 605 total a-IPCs (as of 3.1.24)

 United States	456	
 Canada	112	
 Saudi Arabia	11	
 Egypt	7	
 United Arab Emirates	7	
 Jordan	3	
 India	3	
 Qatar	3	
 Oman	1	
 Kenya	1	
 Australia	1	

*CBIC Exam  
Development Cycle*





# CBIC Practice Analysis



A Practice  
Analysis is  
foundational




Ensures a  
valid and  
reliable exam



Conducted  
every 4-5  
years



Results in  
exams with  
new criteria



## How to prepare for a-IPC certification: Step 1

Review the eligibility guidelines and understand the differences between CBIC certifications. These guidelines are designed to set candidates up for success on exam day.

# a-IPC™ Eligibility Guidelines



No job-specific or education requirements to apply




Perfect stepping-stone to prove a candidate's foundational knowledge, interest, and dedication to the field.



# a-IPC™ Examination

- Entry-level certification examination is a measure of basic infection prevention knowledge.
- Intended for those interested in gaining expertise or pursuing careers in infection prevention and control.
- Successful certificants have a credential that demonstrates their level of interest and dedication to the field

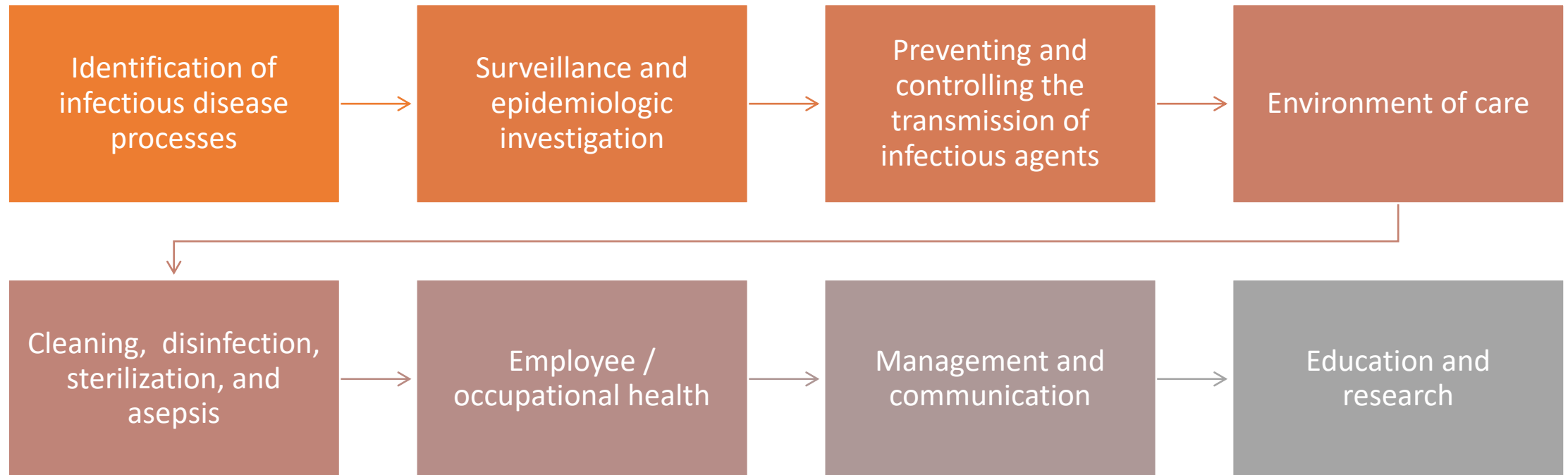
## How to prepare for certification: Step 2




Review the examination content outline.

# a-IPC Content Outline

---





## How to prepare for a-IPC certification: Step 3

Develop a study plan and a timeline – work backwards from when you would like to take the exam.


# Helpful hints:

- Take a practice test. Use the results to determine where you should focus your studying.
- Review questions you answered incorrectly and **learn** from those questions.
- Review the [primary and secondary resources](#) used to develop the examination.
- Develop a study plan and dedicate time each day to reviewing content.
- Keep flashcards with you to study on-the-go.

# Helpful hints:

- Join a study group! Learning with others can help with motivation. Celebrate your successes and help each other throughout the process.
- Follow the timing & break structure that is used on exam day
- Don't memorize – **understand** the content!

## How to prepare for certification: Step 4



Review the CBIC Candidate Handbook


# CBIC Candidate Handbook

- Candidates are responsible for reviewing the policies and information contained in the Candidate Handbook prior to applying for and becoming certified.
- Once a candidate has been approved to test, they are given a 90-day testing window.
- Schedule your appointment with Prometric (CBIC's testing vendor) as soon as you are approved to test. Appointments are first come first serve.
- Review the Prometric cancellation/rescheduling policy.



## How to prepare for certification: Step 5

Prepare for exam day



# Candidate Testing Experience

- CBIC partners with Prometric to deliver exams in a secure, proctored environment
- Prometric is a U.S. based company in the test administration industry and provides test development and delivery services

<https://www.prometric.com/>



# Candidate Testing Experience

- Candidates can take the exam at a physical testing center or via Prometric's live remote proctoring option, Pro Proctor
- Testing is available 5-7 days a week depending on location





## Prometric Testing Centers

- Located worldwide in 160+ countries
- Testing available 5-7 days a week during normal business hours
- Candidates are monitored throughout the exam in a secure environment

## Pro Proctor

- Candidates can take the exam at home
- A live, remote proctor locks down the candidate's browser
- 360-degree environment check done of candidate workspace

# Exam day tips:


- If you are testing in a physical testing center – confirm your appointment date and time and familiarize yourself with the directions to the testing center.
- If you are testing remotely, prepare your workspace and perform the Prometric system check BEFORE your appointment.
- Arrive at least 30 minutes before your testing appointment to ensure you do not miss your appointment.
- Make sure your government-issued identification is valid with your signature and photograph.
- Leave study materials at home. Do not bring these items into the testing center or have them at your workstation during a remote exam.

# After the exam

- Results are available immediately after submitting the post-examination survey.
- Passing candidates will receive a Pass message. No numerical scaled score is reported to passing candidates.
- Successful candidates should review information on the CBIC website on maintaining certification.
- Unsuccessful candidates will receive a score and performance level description.

# Maintaining Certification

Understand the process and start early!





# Recertification Overview



Certification is valid for five years from the year of successful examination.



Recertification takes place every five years



The a-IPC can be maintained via examination only.



# Candidate Resources

---

# APIC Resources



**APIC**

Spreading knowledge.  
Preventing infection.®

## Target Audience: IPs with 0 - 3 Years of Experience

### EPI<sup>®</sup> Intensive

This course covers essential IPC training and competency-building for healthcare professionals in **acute care** facilities. Participants learn evidence-based best practices to develop an effective IPC program to protect patients, reduce risk, and comply with accrediting and regulatory requirements.

All training courses are available **online**; instructor-led delivered **virtually** (Zoom platform); and **in-person**. For details, contact [specialprojects@apic.org](mailto:specialprojects@apic.org).

# CBIC Virtual Q&A Sessions with Staff



Virtual sessions for active certificants to learn more about recertification



Virtual sessions to ask questions about the application process and exam day experience



Celebrate Certification

# CBIC Spotlight

## Tanya Legall, MPH, BSc, a-IPC

Location: Toronto, Canada

Company/Organization: Covenant House Toronto

Title: Infection Prevention and Safety Coordinator

First Certified: March 2023

---

### 1. What made you want to pursue a career in infection prevention and control?

I have been in the Public Health field for 10+ years and especially during my significant involvement with Pandemic-related work activities: case, contact and outbreak management and public health surveillance, I understood even more so the importance of how impactful infection prevention and control measures have been during these trying times.

### 2. What does being a-IPC™ mean to you?

It is quite a privilege and honour to have this designation which shows that I have attained a level of excellence and competence to practice in my field.



# CBIC Milestones



## How long have you been certified?

25-29 years

## How has the CIC® helped you grow professionally and in your career?

The CIC provides a level of credibility that has assisted me in achieving continuously advancing positions in Infection Prevention and Control, from front-line infection preventionist to Director of an IPC program. Going through the initial certification gave me confidence that I had developed a level of expertise and understanding in this unique role to allow me to practice with enhanced competence and to become an effective knowledge broker for patients, families and other healthcare professionals.

## Why did you choose to recertify?

Recertification gave me the impetus to ensure I was keeping abreast of changes in the field, and reinforced my ongoing expertise in Infection Prevention and Control.



# Celebrate your certification!

CBIC Corner: Share your certification journey with us

## A well-rounded team is a strong team: A conversation with Infection Preventionist, Jill Holdsworth, CIC, FAPIC, NREMT, CRCST

September 8, 2023 / Jessica Dangles



Infection preventionists work in various healthcare settings, including hospitals, clinics, long-term care facilities, and more. It should be no surprise that infection preventionists from different backgrounds bring unique perspectives, knowledge, and skills that contribute to a comprehensive understanding of infection prevention.

The Certification Board of Infection Control & Epidemiology, Inc. (CBIC®) is a multidisciplinary board with members with backgrounds in laboratory medicine, microbiology, epidemiology, nursing, public health, just to name a few. This results in diverse expertise, perspectives, and skills to collaborate on exam development, decision-making, and strategic planning. CBIC understands that a multidisciplinary team is crucial in infection

### Latest news

#### NAVIGATING YOUR IPU PORTFOLIO

[Exploring your CBIC profile](#)

[A well-rounded team is a strong team: A conversation with Infection Preventionist, Jill Holdsworth, CIC, FAPIC, NREMT, CRCST](#)

[Navigating Username and Password Issues with your CBIC Account](#)

[CBIC goes to Orlando!](#)

# Contact Information

## General Information

[info@cbic.org](mailto:info@cbic.org)

202-454-2625

Executive Director, Jessica Dangles



[jdangles@cbic.org](mailto:jdangles@cbic.org)